

# Publications

## Publications in peerreviewed international journals

- Hogervorst E, Boshuisen M, Riedel W, Willeken C, Jolles J. 1998 Curt P. Richter Award. The effect of hormone replacement therapy on cognitive function in elderly women. *Psychoneuroendocrinology*. 1999;24:43-68.
- Boshuisen ML, Den Boer JA. Zolmitriptan (a 5-HT<sub>1B/1D</sub> receptor agonist with central action) does not increase symptoms in obsessive compulsive disorder. *Psychopharmacology*. 2000;152:74-79.
- Boshuisen ML, Slaap BR, Vester-Blokland ED, Den Boer JA. The effect of mirtazapine in panic disorder: an open label pilot study with a single-blind placebo run-in period. *Int Clin Psychopharmacol*. 2001;16:363-368.
- Boshuisen ML, Ter Horst GJ, Paans AMJ, Reinders AATS, den Boer JA. rCBF differences between panic disorder patients and control subjects during anticipatory anxiety and rest. *Biol Psychiatry*. 2002;52:126-135.
- Slaap BR, Boshuisen ML, van Roon AM, Den Boer JA. Heart rate variability as predictor of nonresponse to mirtazapine in panic disorder: a preliminary study. *Int Clin Psychopharmacol*. 2002;17:69-74.

## Abstracts/Presentations

- Congress of the European College of Neuropsychopharmacology, august 1999, Great Britain, abstract. An open label study of mirtazapine in panic disorder patients. Vester-Blokland, E, Boshuisen, ML, Slaap, BR, den Boer, JA.
- Voorjaarscongres Nederlandse Vereniging voor Psychiatrie, Maastricht, 29-31 maart 2000, abstract/posterpresentation. Het effect van mirtazapine bij paniekstoornis. Boshuisen, ML, Slaap, BR, den Boer, JA.
- Voorjaarscongres Nederlandse Vereniging voor Psychiatrie, Maastricht, 29-31 maart 2000, abstract/posterpresentation. De 5-HT<sub>1D</sub> receptor speelt geen dominante rol in OCD. Boshuisen, ML, den Boer, JA.
- AIO dagen psychiatrie, 5-6 juli 2000, abstract/oral presentation. Paniek in de PET scan. Boshuisen, ML, Paans, AMJ, Vaalburg, W, den Boer, JA.
- European Association of Nuclear Medicine, september 2000, Paris, France, abstract/posterpresentation. Pentagastrin induced panic in panic disorder patients. Boshuisen, ML, Paans, AMJ, Vaalburg, W, den Boer, JA.
- Congress of the European College of Neuropsychopharmacology, 9-13 september 2000, Muenchen, Germany, abstract/posterpresentation. Pentagastrin induced panic in panic disorder patients. Boshuisen, ML, Paans, AMJ, Vaalburg, W, den Boer, JA.
- Voorjaarscongres Nederlandse Vereniging voor Psychiatrie, Rotterdam, 4-6 april 2001, abstract/posterpresentation. Veranderingen in rCBF van paniekstoornis patiënten na effectieve behandeling met sertraline. Boshuisen, ML, Paans, AMJ, den Boer, JA.

- Voorjaarscongres Nederlandse Vereniging voor Psychiatrie, Rotterdam, 4-6 april 2001, abstract/posterpresentation. Zichtbaar paniek? Boshuisen, ML, Reinders, AATS, Paans, AMJ, den Boer, JA.
- Endoneurometing, Doorwerth, 5-6 juni 2001, abstract/posterpresentation. rCBF in panic disorder patients and controls in rest and during a pentagastrin induced panic attack. Boshuisen, ML, Reinders, AATS, ter Horst, GJ, den Boer, JA.
- Endoneurometing, Doorwerth, 5-6 juni 2001, abstract/posterpresentation. Changes in rCBF of panic disorder patients due to effective treatment with sertraline. Boshuisen, ML, ter Horst, GJ, den Boer, JA.
- Human Brain Mapping, 10-14 juni 2001, Brighton, Great Britain, abstract/posterpresentation. rCBF in panic disorder patients and controls in rest and during a pentagastrin induced panic attack. Boshuisen, ML, Reinders, AATS, ter Horst, GJ, den Boer, JA.
- Human Brain Mapping, 10-14 juni 2001, Brighton, Great Britain, abstract/posterpresentation. Changes in rCBF of panic disorder patients due to effective treatment with sertraline. Boshuisen, ML, ter Horst, GJ, den Boer, JA.
- World Congress of Biological Psychiatry, 1-5 juli 2001, Berlin, Germany, abstract/poster presentation. The effect of mirtazapine in panic disorder patients. Boshuisen, ML, Slaap, BR, Vester-Blokland, E, den Boer, JA.
- World Congress of Biological Psychiatry, 1-5 juli 2001, Berlin, Germany, abstract/oral presentation. rCBF in panic disorder patients and controls during pentagastrin induced panic and in rest. Boshuisen, ML, ter Horst, GJ, den Boer, JA.
- World Congress of Biological Psychiatry, 1-5 juli 2001, Berlin, Germany, abstract/oral presentation. Changes in rCBF of panic disorder patients due to effective treatment with sertraline. Boshuisen, ML, ter Horst, GJ, den Boer, JA.
- Congress of European Association of Neuropsychopharmacology, oktober 2001, Istanbul, Turkey, abstract. Pentagastrin induced panic is not significantly different from spontaneous panic attacks. Boshuisen, ML, ter Horst, GJ, den Boer, JA.
- WetensAPdag Nederlandse Vereniging voor Psychiatrie, 2 november 2001, abstract/oral presentation. Paniek in de PET scan. Boshuisen, ML.
- Voorjaarscongres Nederlandse Vereniging voor Psychiatrie Groningen, 3-5 april 2002, abstract. Veranderingen in de cerebrale bloeddorstroming bij paniekstoornis patiënten. Boshuisen, ML, ter Horst, GJ, den Boer, JA.
- Voorjaarscongres Nederlandse Vereniging voor Psychiatrie Amsterdam, 2-4 april 2003, abstract/oral presentation. Man-vrouw verschillen in de hersenen tijdens angst. Boshuisen, ML, ter Horst, GJ, den Boer, JA.

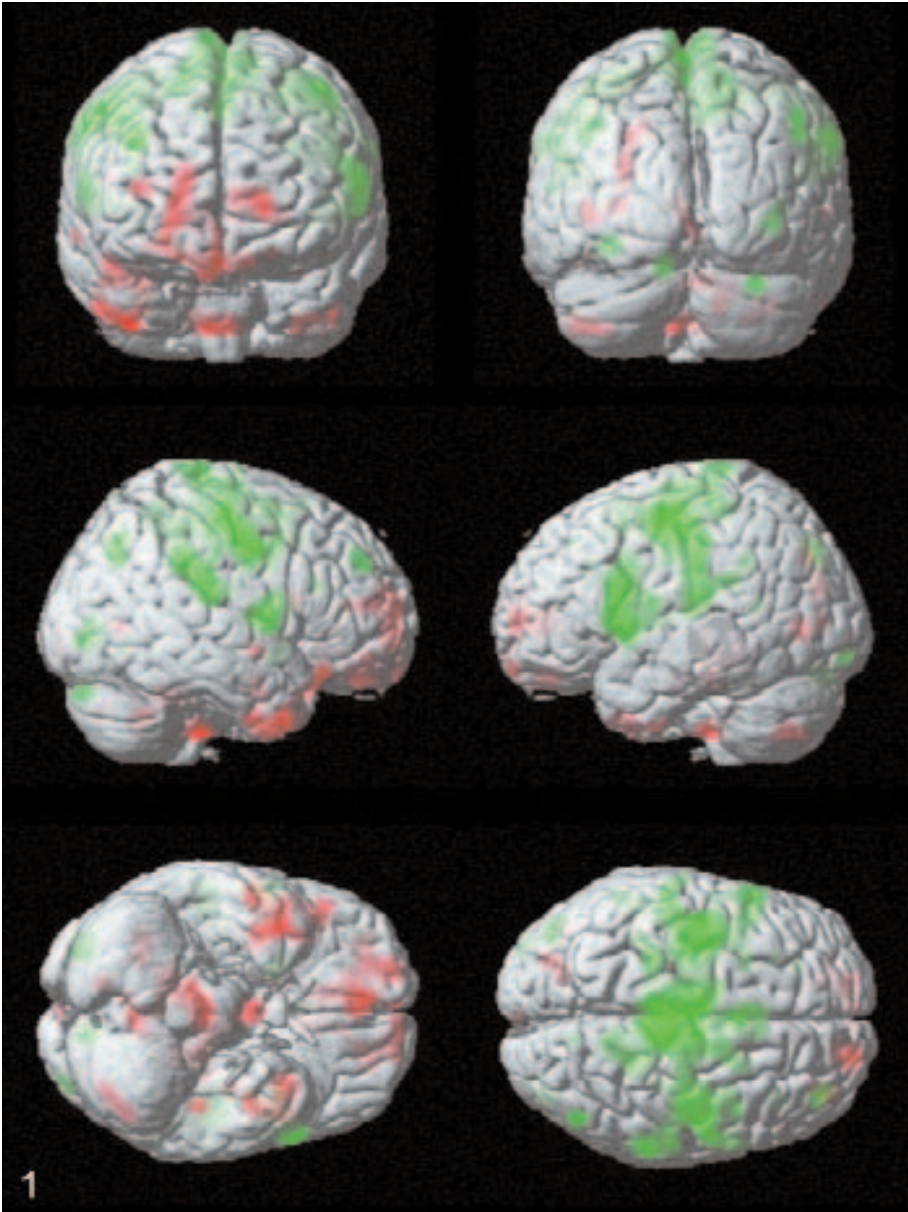


Fig. 2-1  
Regions more activated (red) or deactivated (green) in PD patients compared to control subjects during anticipatory anxiety. The darker the color the more superficial the areas are located.

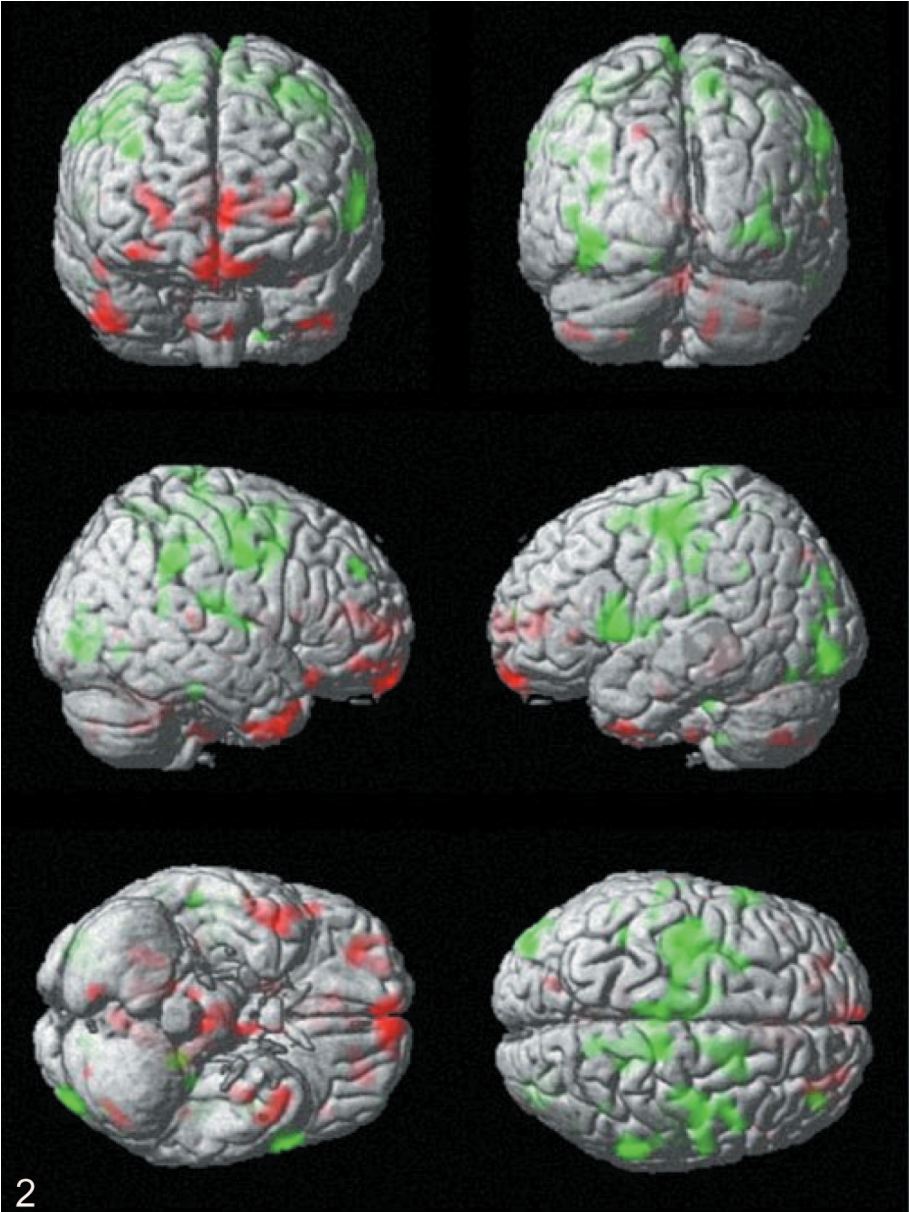


Fig. 2-2  
Regions more activated (red) or deactivated (green) in PD patients compared to control subjects in rest, after a pentagastrin challenge. The darker the color the more superficial the areas are located.

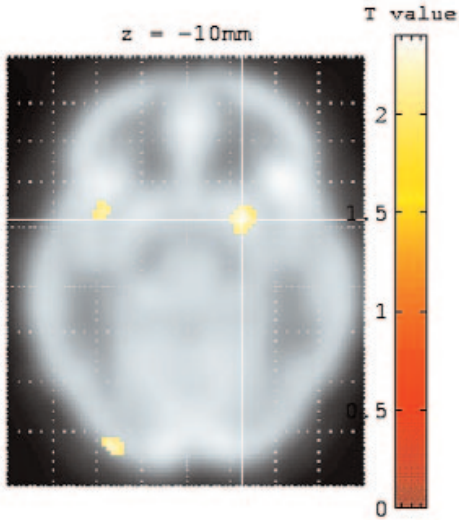


Fig. 2-3  
Deactivation of the amygdala during anticipatory anxiety in PD patients compared to control subjects.

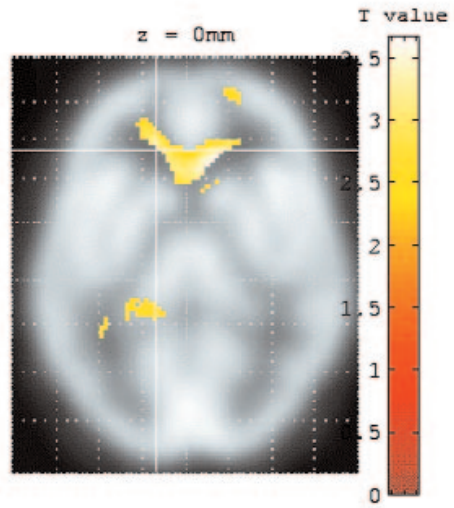


Fig. 2-4  
Activation of the anterior cingulate cortex during anticipatory anxiety in PD patients compared to control subjects.

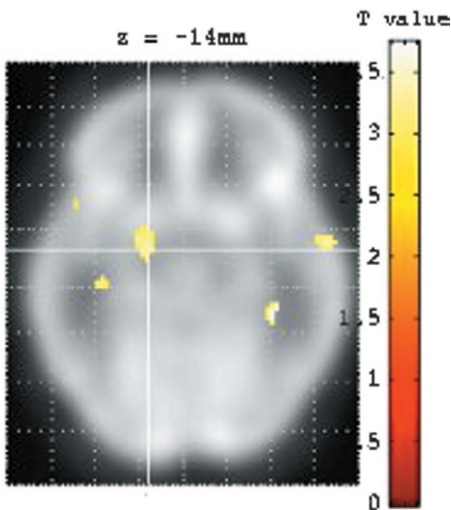


Fig. 3-4: Activation of the amygdala in control subjects (N=21) but not in PD patients (N=16) during pentagastrin administration; for the corresponding Talairach coordinates see table 2

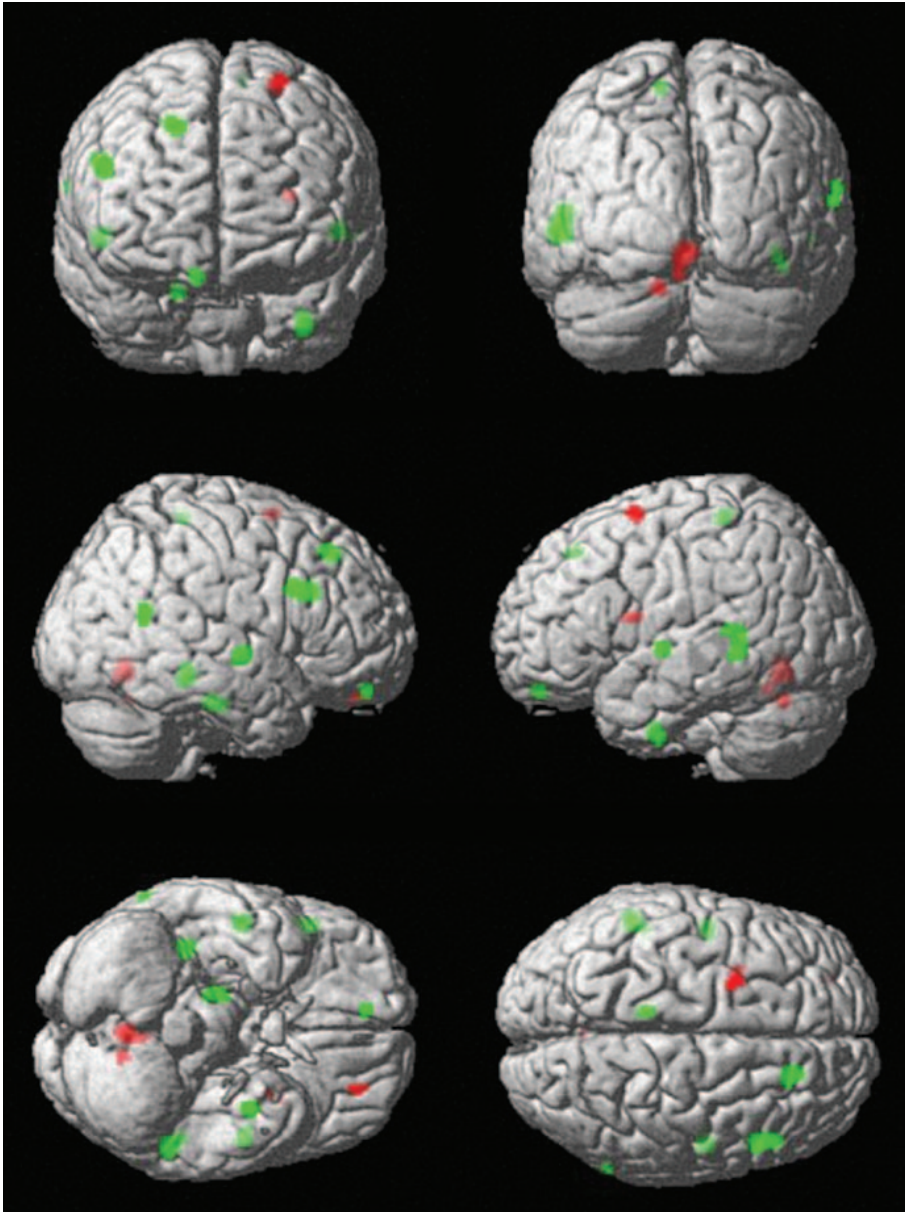


Fig. 3-3: rCBF differences during pentagastrin challenge, PD patients (N=16) compared with healthy control subjects (N=21); relative increases in rCBF during pentagastrin in patients compared to control subjects are shown in red, relative decreases in rCBF during pentagastrin in patients compared to control subjects are shown in green (the corresponding coordinates of the peak voxels are shown in table 2)

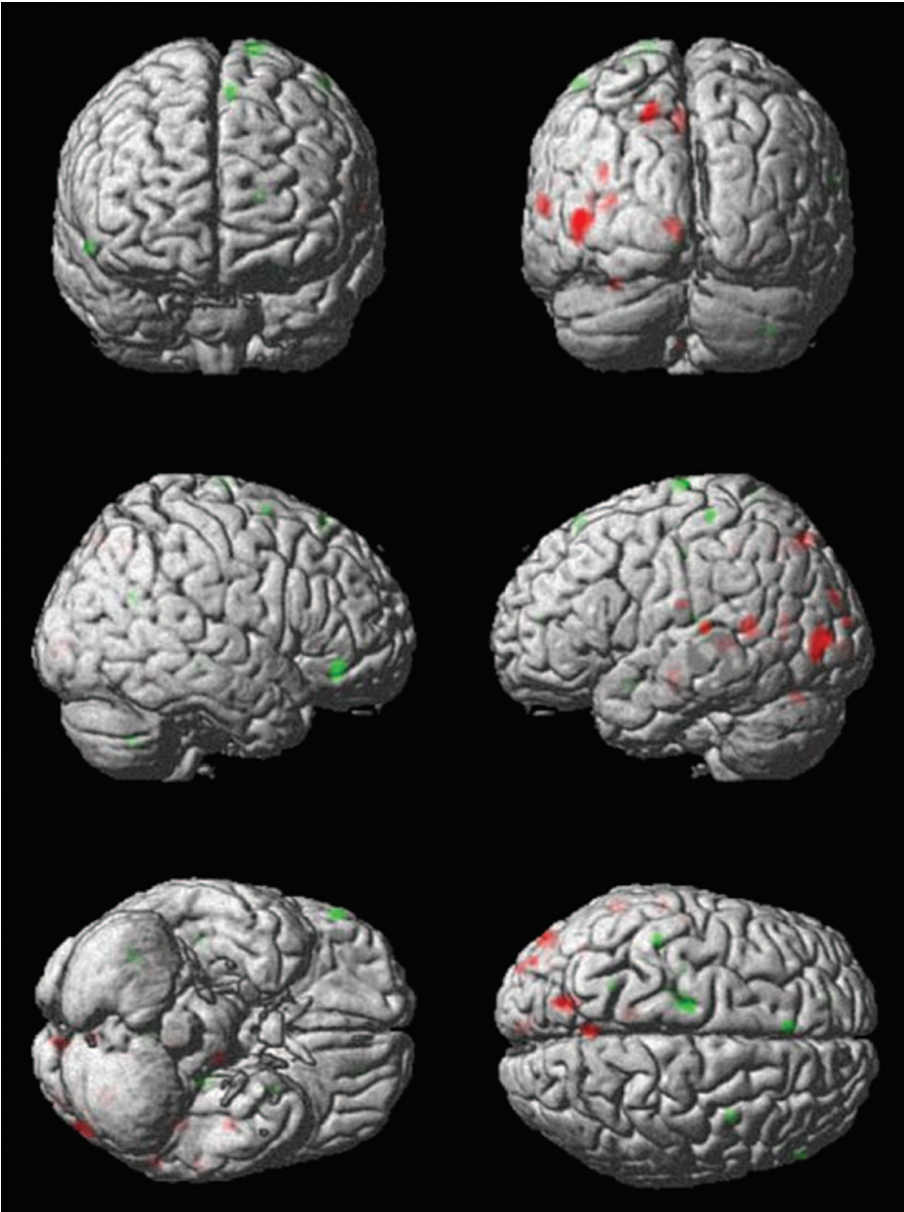


Fig. 4-3: rCBF differences during pentagastrin challenge pretreatment versus posttreatment, 6 PD patients; relative decreases in rCBF during pentagastrin challenge posttreatment compared to pretreatment are shown in red, relative increases in rCBF during pentagastrin challenge posttreatment compared to pretreatment are shown in green (the corresponding coordinates of the peak voxels are shown in table 2).